
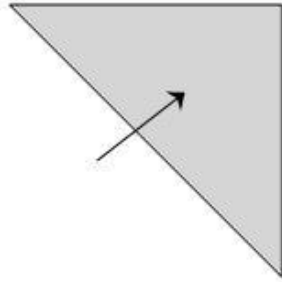


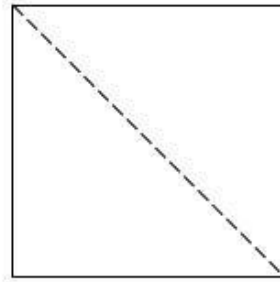
# Instructions



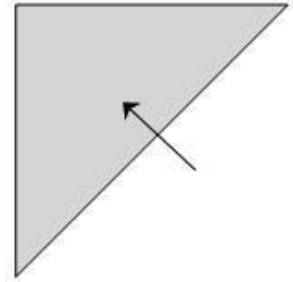
Take a square of paper.



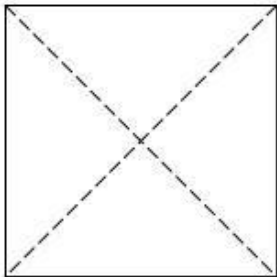
Fold it over like this.



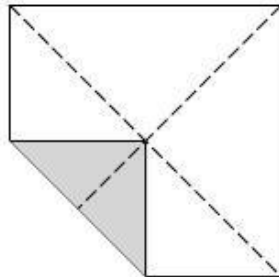
Unfold it.



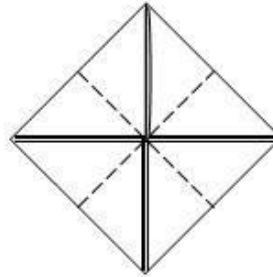
Now fold it the other way.



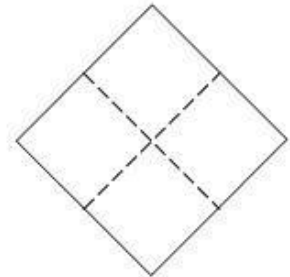
Unfold it and your paper should look like this.



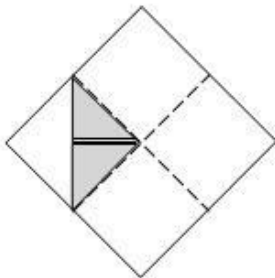
Fold all 4 corners to the center of the square so the points just touch it.



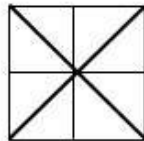
Your paper should look like this.



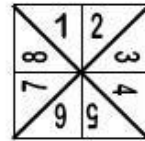
Flip your paper over so the folds you just made are turned down.



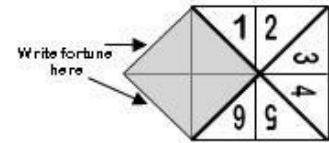
Fold the corners to the center again.



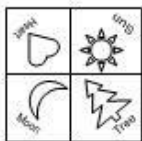
Your paper should look like this.



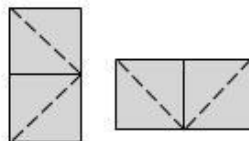
Write the numbers 1-8 as shown above. Two on each flap.



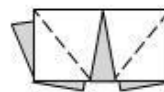
Add your 8 fortunes by lifting each flap and writing a fortune under each number.



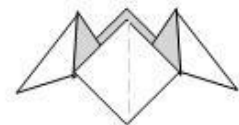
Flip your paper over and add a color or a different object you can spell to each section.



Fold it sideways like Figure 1 then unfold it. Now fold it up like Figure 2.



Put your fingers under the 4 open corners.



Here is how it looks finished and open.

## Examples of questions:

Who is your favourite singer?

How old are you?

What animal do you prefer?

What's the weather like today?

Where do you live?

What sport(s) do you practice?